



Guidelines of Wearing Scout Badges on Uniform (Youth Members)

To tie in with the future development of award systems for youth members and the gradual implementation of award schemes set up by the World Organization of the Scout Movement (WOSM), Programme Branch has conducted a review of the existing guidelines on wearing of badges on the Scout uniform. After deliberation, it is decided that amendments to badge size, badge positions on uniform and relevant rules will be made to create more usable space on the Scout uniform. Badge positions on uniform will also be standardised across different Sections to foster an image of orderliness and excellence.

The basic principles, major amendments, effective dates and transitional arrangements regarding the new guidelines on wearing of badges are as follows:

Basic Principles:

1. Left Breast Pocket
 - ▶ World Membership Badge/Messengers of Peace Badge (incorporating World Membership Badge) and Badge of Rank
2. Right Breast Pocket
 - ▶ Sectional Progressive Award and Highest Award, Service Flash and Leadership Award
3. Above Left Breast Pocket
 - ▶ Hong Kong Emblem and Service Stars
4. Right Breast Pocket Flap
 - ▶ Bee Badge
5. Above Right Breast Pocket
 - ▶ Religious Badge/Kiro Badge (either one), Souvenir Badge, Sectional Highest Award Insignia, Scout Link Badge, Award for Gallantry and Asia-Pacific Region Award for Outstanding Scouts
6. Left Sleeve
 - ▶ Cub Scout Activity Badges, Scout Proficiency Badges, Venture Scout Achievement Badges and Bars, Sea Activity Badge, Air Activity Badge, The Hong Kong Award for Young People, First Aid Badge, Scout Life Saving Badge, Community Involvement Badge and Association of Top Achiever Scout (ATAS) – World Insignia
7. Right Sleeve
 - ▶ Group Badge, District Badge, Region Badge, Badges introduced by WOSM, Patrol Patch and Distinguished Group Award

Major Amendments:

1. To standardise the position of the Hong Kong Emblem i.e. above the left breast pocket of the Uniform Shirt.
2. The Messengers of Peace Badge (incorporating World Membership Badge) to be worn on the left breast pocket of the Uniform Shirt.
3. To standardise the position of Sectional Progressive Awards i.e. on the right breast pocket of the Uniform Shirt.
4. To standardise the position of Badges introduced by WOSM i.e. on the right sleeve of the Uniform Shirt.
5. All Badges of Rank to be worn on the left breast pocket of the Uniform Shirt.
6. To alter the design of the Venture Scout First Aid Badge as well as its position i.e. only on the left sleeve of the Uniform Shirt.


Please see Annex 1 for details of the new guidelines on wearing of badges.

Effective dates and transitional arrangements:

1. The new guidelines will come into effect on 1 April 2023 with a transitional period of one year.
2. With effect from 1 April 2023, newly-joined or newly-promoted Scout youth members have to wear badges in a manner compatible the new guidelines.
3. With effect from 1 April 2023, newly-achieved badges/awards have to be worn in a manner compatible the new guidelines.
4. With effect from 1 April 2024, Scout members of all Sections are required to wear badges in a manner compatible with the new guidelines.
5. Existing youth members may collect Badges/Awards* in new size for free at the Programme Branch office upon production of valid Membership proof and relevant certificate/documents on or before 1 April 2024. For details on the collection scheme, please refer to the circular to be published in due course.
(*Badges/Awards available for free collection: Rover Scout Award, Baden-Powell Award, Venture Scout First Aid Badge, Community Involvement Badge and the Scouts of the World Award)
6. A member may wear the World Conservation Badge until he/she attains the Champions for Nature Challenge Badge or 31 March 2024.
7. A member may wear the World Scout Environment Badge until he/she attains any of the Earth Tribe Badges or 31 March 2024.

Please see Annex 2 for frequently asked questions on the relevant arrangements.


Existing training schemes, circulars/documents and websites will be updated in due course to reflect the amendments above.




Shane LO
Programme Commissioner

This Annex sets out in details the major amendments under the new guidelines with graphic illustrations:


1. Hong Kong Emblem

Original Position	
<ul style="list-style-type: none"> ✧ Cub Scout, Scout and Venture Scout members: Worn 3 cm above the centre of the left breast pocket of the Uniform Shirt. ✧ Rover Scout members: Worn at the centre of the right breast pocket of the Uniform Shirt. 	
New Arrangement	
<ul style="list-style-type: none"> ➤ Standardised badge position: Worn 3 cm above the centre of the left breast pocket of the Uniform Shirt. 	


2. Messengers of Peace Badge (incorporating World Membership Badge)

Original Position	
<ul style="list-style-type: none"> ✧ Worn above the right breast pocket flap of the Uniform Shirt. 	
New Arrangement	
<ul style="list-style-type: none"> ➤ Worn at the centre of the left breast pocket of the Uniform Shirt i.e. the position of the World Membership Badge. A separate World Membership Badge is not required if members have attained the Messengers of Peace Badge. ➤ Once attained, the Badge may be worn by members until they are promoted to the next higher Section. Upon promotion, members will have to engage in relevant activities afresh to fulfil the requirements for the Badge. 	

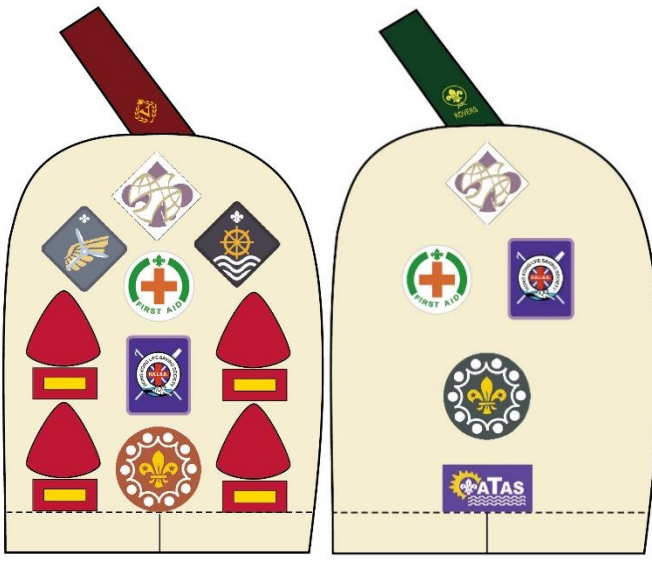
3. Golden Bauhinia Award, Scout Family Badges and Badges of Rank (Cub Scout Section)

Original Position	
<ul style="list-style-type: none"> ◇ Golden Bauhinia Award: Worn above the centre of the right breast pocket flap of the Uniform Shirt. ◇ Scout Family Badge: Worn at the centre of the right sleeve of the Uniform Shirt. ◇ Badge of Rank: Worn at the centre of the right sleeve of the Uniform Shirt 3 cm above the stitch. 	
New Arrangement	
<p>Golden Bauhinia Award</p> <ul style="list-style-type: none"> ➤ The Golden Bauhinia Award has become the highest award of Cub Scout Progressive Awards. As with the rule applicable to other Sections, it is worn at the centre of the right breast pocket of the Uniform Shirt. <p>Scout Family Badges</p> <ul style="list-style-type: none"> ➤ As the assessment items of the Scout Family Badges have been broadly covered by the World Membership Badge and Cub Scout Sectional Progressive Awards, the Badges will cease to exist. <p>Badges of Rank</p> <ul style="list-style-type: none"> ➤ As with the rule applicable to the Scout Section, they are worn on the left breast pocket of the Uniform Shirt below the World Membership Badge. 	


4. Progressive Awards (Rover Scout Section)

Original Position	
<ul style="list-style-type: none"> ◇ Progressive Awards: Worn at the centre of the lower part of the left sleeve of the Uniform Shirt. 	
New Arrangement	
<ul style="list-style-type: none"> ➤ As with the rule applicable to other Sections, a Progressive Award is worn at the centre of the right breast pocket of the Uniform Shirt. ➤ Badge diameter is reduced to 5 cm. 	

5. First Aid Badge and Scout Life Saving Badge (Venture Scout/Rover Scout Sections)

Original Position	
<p>First Aid Badge</p> <ul style="list-style-type: none"> ✦ Venture Scout Section: One badge is worn at the centre of the upper part of each sleeve of the Uniform Shirt (below the Group Badge on the right sleeve). The word “VENTURE” is placed at the top of the Badge and “SCOUTS” at the bottom. ✦ Rover Scout Section: Worn at the centre of the upper part of the right sleeve of the Uniform Shirt. The Association Emblem is placed at the top of the Badge and the words “FIRST AID” at the bottom. <p>Scout Life Saving Badge</p> <ul style="list-style-type: none"> ✦ Worn at the centre of the upper part of the left sleeve of the Uniform Shirt. 	
New Arrangement	
<p>First Aid Badge</p> <ul style="list-style-type: none"> ➤ Standardised badge position: Worn at the upper part of the left sleeve of the Uniform Shirt below the Hong Kong Award for Young People. ➤ Standardised badge design: the current design of the Rover Scout First Aid Badge is adopted. <p>Scout Life Saving Badge</p> <ul style="list-style-type: none"> ➤ Standardised badge position: Worn at the centre of the upper part of the left sleeve of the Uniform Shirt. ➤ The Scout Life Saving Badge is placed below the Hong Kong Award for Young People when the two badges are worn together. ➤ When worn together with the First Aid Badge: Venture Scout members: The First Aid Badge is placed above and the Scout Life Saving Badge below. Rover Scout members: The First Aid Badge is placed on the right and the Scout Life Saving Badge on the left. 	 <div style="display: flex; justify-content: space-around; margin-top: 10px;"> Venture Scouts Rover Scouts </div>

6. Community Involvement Badge (Scout/Venture Scout/Rover Scout Sections)

Original Position	
<ul style="list-style-type: none"> ✦ Worn at the centre of the right sleeve of the Uniform Shirt below the Region and District Badges. 	
New Arrangement	
<ul style="list-style-type: none"> ➤ Standardised badge position: Worn on the left sleeve of the Uniform Shirt below the Scout Life Saving Badge or the First Aid Badge. ➤ Badge diameter is reduced to 4 cm. 	 <div style="display: flex; justify-content: space-around; margin-top: 10px;"> Scouts Venture Scouts Rover Scouts </div>

7. Badges introduced by WOSM

Original Position	
<ul style="list-style-type: none"> ✧ World Scout Environment Badge (Cub Scout/Scout/Venture Scout Sections): Worn on the left sleeve of the Uniform Shirt. ✧ World Conservation Badge (Cub Scout/Scout Sections): Worn on the left sleeve of the Uniform Shirt. ✧ Scouts of the World Award (Venture Scout/Rover Scout Sections): Worn 3 cm above the centre of the left breast pocket of the Uniform Shirt. 	
New Arrangement	
<ul style="list-style-type: none"> ➤ Standardised badge position: Worn side by side with a maximum of four Badges on the right sleeve of the Uniform Shirt below the Region and District Badges. ➤ Badge diameter is reduced to 4 cm. ➤ Worn in the order of the date of Badge attainment from right to left. ➤ If a member attains more than four Badges introduced by WOSM, he/she should decide on his/her own which of these Badges, subject to a ceiling of four, to wear on the Uniform Shirt. (WOSM Badges currently adopted by the Association are the Scouts of the World Award (Venture Scout/Rover Scout Sections) and the Patrimonto Scout Badge. The assessment items and badge design of other badges will be made available in future circulars as and when appropriate.) 	<p style="text-align: center;">Cub Scouts Scouts</p> <p style="text-align: center;">Venture Scouts Rover Scouts</p>

8. Award for Gallantry and Asia-Pacific Region Award for Outstanding Scouts

New Arrangement	
<ul style="list-style-type: none"> ➤ Worn above the right breast pocket flap of the Uniform Shirt ➤ Placed below the Religious Badge/Kiro Badge when worn together. ➤ The Award for Gallantry is placed on the left and the Asia-Pacific Region Award for Outstanding Scouts is placed on the right when the two are worn together. 	

Frequently Asked Questions

【Applicable to Youth Members of All Sections】

1. The Messengers of Peace Badge could previously be worn for 12 months on each issuance. Has the rule been changed now?

The WOSM encourages Scout members to participate in meaningful community service projects and programmes. The Association also understands that numerous service projects and programmes are organised by different Units throughout the year. In this connection, members may now wear the Messengers of Peace Badge until they are promoted to the next higher Section. Once promoted, members will have to engage in new service projects and programmes afresh to fulfil the requirements for the Badge.

2. Under the new guidelines, are all youth members required to wear the Hong Kong Emblem above the left breast pocket of the Uniform Shirt?

Yes. The Association aims to standardise the badge positions on uniform across all Sections to foster an image of orderliness and excellence.

3. Under the new guidelines, are Sectional Progressive Awards all worn on the right breast pocket of the Uniform Shirt?

Yes. The positions of Sectional Progressive Awards and Highest Awards on the Uniform Shirt used to vary across different Sections. Standardised badge positions on uniform across all Sections may help foster an image of orderliness and excellence.

4. When will the changes in badge positions come into effect?

Based on the basic principles below and provided that the requirements are met, members/Scout groups may decide the time to adopt the new badge positions on uniform on a limited scale in light of their individual circumstances:

- (a) The new guidelines will come into effect on 1 April 2023 with a transitional period of one year.
- (b) With effect from 1 April 2023, newly-joined or newly-promoted Scout youth members have to wear badges in a manner compatible with the new guidelines.
- (c) With effect from 1 April 2023, newly-attained badges/awards have to be worn in a manner compatible with the new guidelines.
- (d) With effect from 1 April 2024, Scout members of all Sections are required to wear badges in a manner compatible with the new guidelines.
- (e) Existing youth members may collect Badges/Awards* in new size for free at the Programme Branch office upon production of valid Membership proof and relevant certificate/documents on or before 1 April 2024. For details on the collection scheme, please refer to the circular to be published in due course.
(*Badges/Awards available for free collection: Rover Scout Award, Baden-Powell Award, Venture Scout First Aid Badge, Community Involvement Badge and the Scouts of the World Award).
- (f) A member may wear the World Conservation Badge until he/she attains the Champions for Nature Challenge Badge or 31 March 2024.
- (g) A member may wear the World Scout Environment Badge until he/she attains any of the Earth Tribe Badges or 31 March 2024.

It should however be noted that on each set of uniform, only one standard for badge positions should be adopted. For example, if you attain a new WOSM badge and wear it on the right sleeve of the Uniform Shirt, all other badges on the Uniform Shirt have to be worn in a manner compatible with the new guidelines to maintain consistency.

5. Upon attaining the Champions for Nature Challenge Badge, can members wear the World Conservation Badge and the World Scout Environment Badge any longer?

No. Upon attaining the Champions for Nature Challenge Badge, members cannot wear the World Conservation Badge and the World Scout Environment Badge any longer.

【Applicable to the Grasshopper Section】

1. Under the new guidelines, are there any changes in the manner in which badges of the Grasshopper Section are worn?

No. The new guidelines do not amend the manner in which badges of the Grasshopper Section are worn.

【Applicable to the Cub Scout Section】

1. Have the Scout Family Badges been cancelled?

Yes. As the assessment items of the Scout Family Badges have been broadly covered by the World Member Badge and Sectional Progressive Award, the Scout Family Badges will no longer be worn on the Uniform Shirt. Please see relevant Programme Branch circulars for details.

2. Are Cub Scout members allowed to wear the Golden Bauhinia Award and a Cub Scout Progressive Award on the Uniform Shirt at the same time?

Under the prevailing policy, the Golden Bauhinia Award has been restructured both as a Progressive Award and the Highest Award of the Cub Scout Section. Therefore, upon attaining the Golden Bauhinia Award, Cub Scout members may only wear the Golden Bauhinia Award on the right breast pocket of the Uniform Shirt. Please see relevant Programme Branch circulars for details.

3. If there is no enough space for wearing both the Messengers of Peace Badge (incorporating World Member Badge) and Badge of Rank on the left breast pocket of the Uniform Shirt, what can be done?

If there is no enough space on the left breast pocket of the Uniform Shirt, members may wear the World Member Badge instead in addition to the Badge of Rank.

【Applicable to the Scout Section】

1. If there is no enough space for wearing both the Messengers of Peace Badge (incorporating World Member Badge) and Badge of Rank on the left breast pocket of the Uniform Shirt, what can be done?

If there is no enough space on the left breast pocket of the Uniform Shirt, members may wear the World Member Badge instead in addition to the Badge of Rank.

【Applicable to the Venture Scout Section】

1. Upon becoming a Scout leader, can I wear the Scouts of the World Award attained while as a youth member on the Leader Uniform? If yes, at what position and is a badge in the new size required?

Yes. Upon becoming a Scout leader, you may wear the re-sized Scouts of the World Award on the right sleeve of the Leader Uniform Shirt until the review of the guidelines on wearing of badges for adult members is completed. By then any new requirements have to be observed accordingly.

2. I have attained the Scout Life Saving Badge and the First Aid Badge. Can I wear both badges on the Uniform Shirt at the same time? If yes, how?

The Scout Life Saving Badge and the First Aid Badge may be worn on the left sleeve of the Uniform Shirt at the same time, with the First Aid Badge placed above and the Scout Life Saving Badge below.

【Applicable to the Rover Scout Section】

1. Upon becoming a Scout leader, can the Scouts of the World Award attained while as a youth member be worn on the Leader Uniform? If yes, at what position and is a badge in the new size required?

Yes. Upon becoming a Scout leader, you may wear the re-sized Scouts of the World Award on the right sleeve of the Leader Uniform Shirt until the review of the guidelines on wearing of badges for adult members is completed. By then any new requirements have to be observed accordingly.

2. I have attained the Scout Life Saving Badge and the First Aid Badge. Can I wear both badges on the Uniform Shirt at the same time? If yes, how?

The Scout Life Saving Badge and the First Aid Badge may be worn on the left sleeve of the Uniform Shirt at the same time, with the First Aid Badge placed on the right, the Scout Life Saving Badge on the left.